

Russellville Junior/Senior High School

1101 W 9th St • Russellville, KY 42276 • (270) 726-8421

To learn more, visit kyschoolreportcard.com 

Middle School



Federal Classification:
No classification

Significant Achievement Gaps:
No significant gaps



Performance of students at your school includes measurement in subject level tests and the student's growth rate from one year to the next. The star rating includes more than just these metrics. More information is available at kyschoolreportcard.com

Reading & Mathematics

Percentage of students meeting or exceeding expectations on reading and mathematics tests.

Reading

47.7%  below state average of 59.6%

Mathematics

34.1%  below state average of 46.4%

Student's Academic Growth Rate

The growth rate is based on student performance from one year to the next in reading and mathematics.

43.0  below state average of 52.5

Science, Social Studies & Writing

Percentage of students meeting or exceeding expectations on science, social studies and writing tests.

Science

7.9%  below state average of 26%

Social Studies

34.9%  below state average of 58.8%

Writing

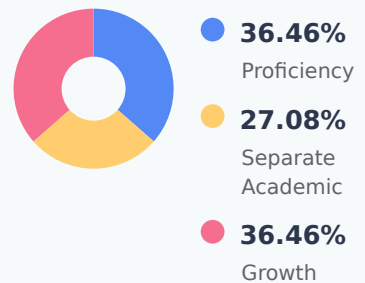
24.4%  below state average of 31.9%



How Should You Use The School Report Card?

Kentucky's accountability system places students at its heart by ensuring they are well rounded, transition-ready, and prepared with the knowledge and skills needed to be successful at the next level. Use this information as a conversation starter in your community on how to improve academic performance on a local level.

How is the 5-Star Accountability Rating Calculated?



Kentucky's accountability system provides an overall star rating for each school ranging from 1 (lowest) to 5 (highest). Calculations for how many stars a school or district receives are made based on the weights of the indicators shown above.

**Percentages listed are for schools with a standard configuration of grades 3-5 and 6-8 and rounded to the nearest hundredth.*






Access the Kentucky Department of Education School Report Card Suite at raisethebar.education.ky.gov, where you can browse school data and compare the progress of all Kentucky schools.

Russellville Junior/Senior High School

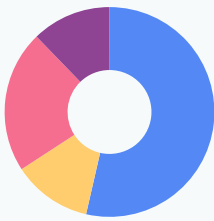
1101 W 9th St • Russellville, KY 42276 • (270) 726-8421

About This School

GENERAL INFORMATION

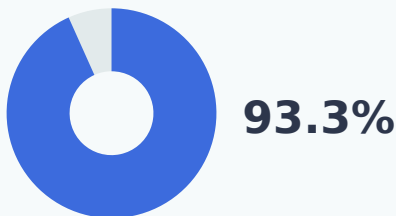
-  **515** Students
-  **6th - 12th** Grades
-  **13:1** Student to Teacher Ratio

STUDENT DEMOGRAPHICS

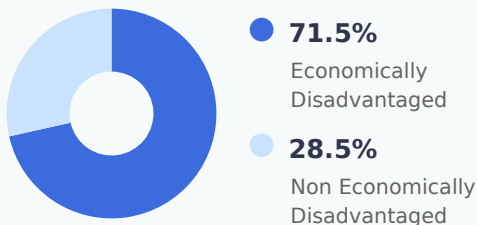


- **53.59%** White (non-Hispanic) 276 students
- **12.23%** Hispanic or Latino 63 students
- **21.94%** African American 113 students
- **12.23%** Other 63 students

ATTENDANCE RATE



ECONOMICALLY DISADVANTAGED



Novice Level

Reading

27.3%  above prior year rate 24.1%

Mathematics

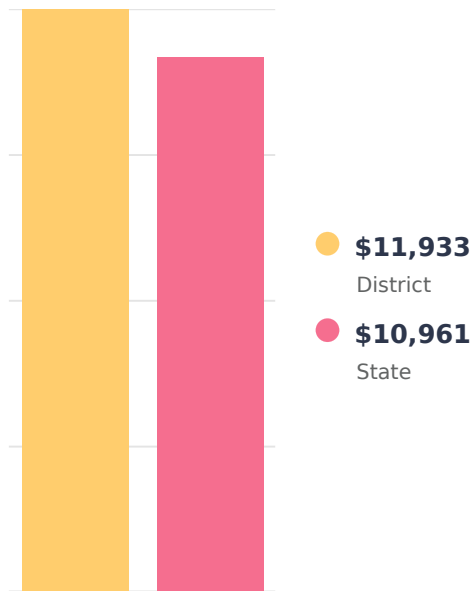
21.8%  below prior year rate 23.2%

Why is this important?

Students performing at the novice level have minimal understanding of grade level content and are in a state of “academic emergency.” The novice rate represents students performing at the lowest level in your school. The goal is to reduce the percentage of novice performance each year.

Total Spending Per Student

State and local funds: Total spending divided by student membership. Data reflects the 2017-2018 school year.



Financial data is complex and varies from district to district. Conclusions should not be drawn solely from this data. Please engage local district leaders to better understand local district revenue and spending.

For up-to-date, detailed information on your child's education, attendance, behavior, grades, and more - log onto the Campus Parent website at www.infinitecampus.com/audience/parents-students or download the Campus Student Mobile app from the Google Play Store or the Apple Store.



Access the Kentucky Department of Education School Report Card Suite at raisethebar.education.ky.gov, where you can browse school data and compare the progress of all Kentucky schools.